

THE  
POLICY  
INSTITUTE

KING'S  
*College*  
LONDON

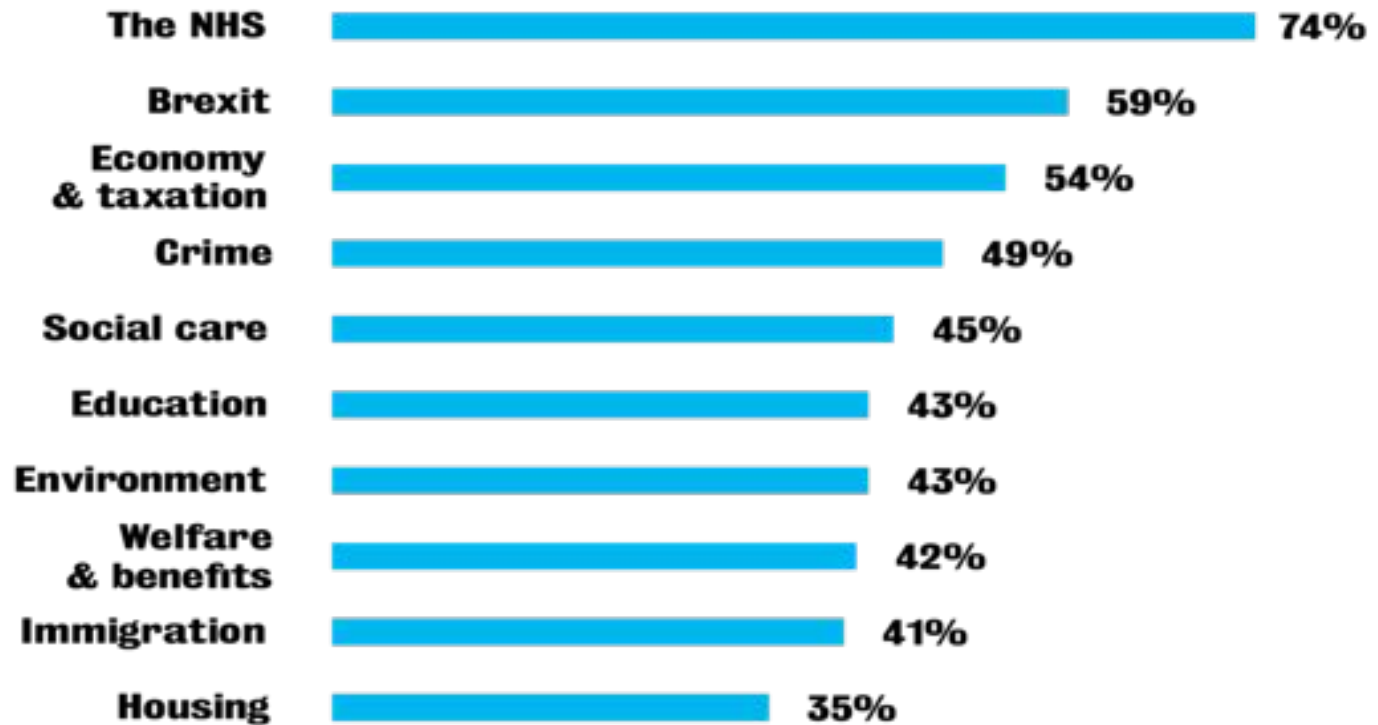
# The Reset Moment: Immigration in the New Parliament

*British Future and the Policy Institute at King's College London*

British  
Future...

Thinking about the party that you voted for in the 2019 general election, how important, if at all, was their policy on each of the following issues in determining your decision to vote for them?

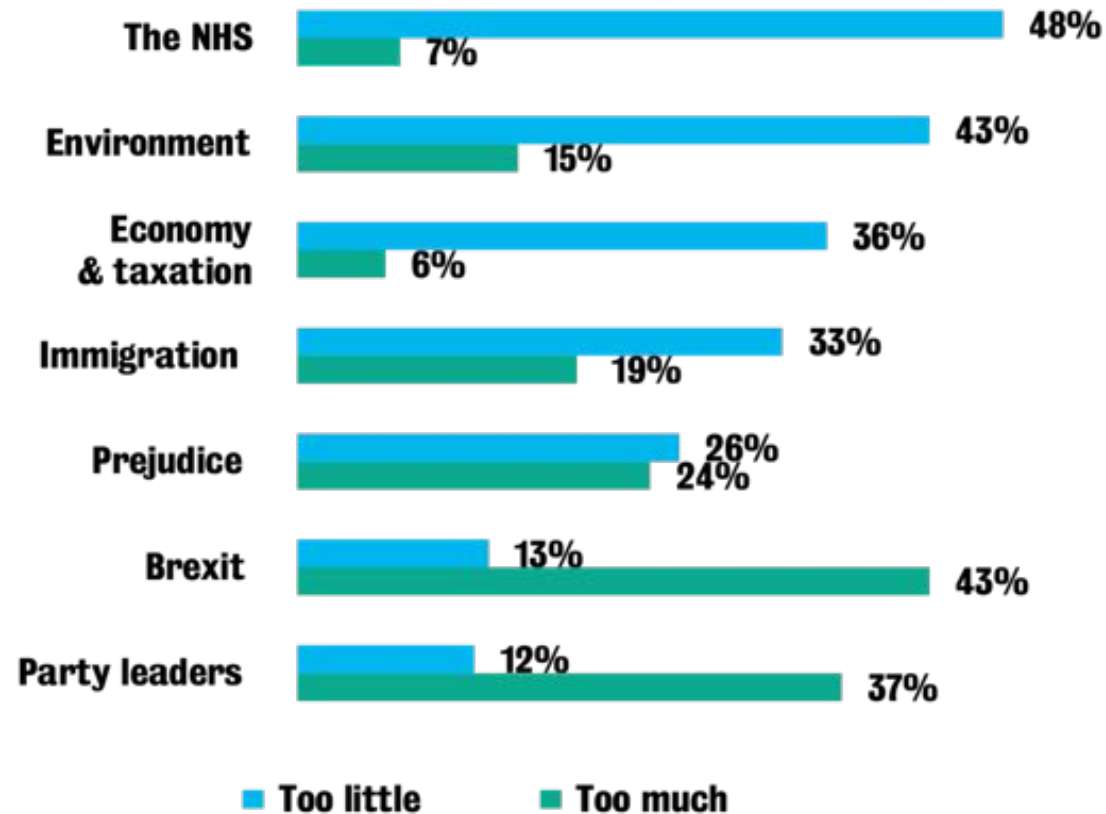
**Figure 3:**  
Issues that were “very important” in determining how people voted in the 2019 general election



## Thinking about the following issues, do you think they are talked about too much, too little, or about the right amount?

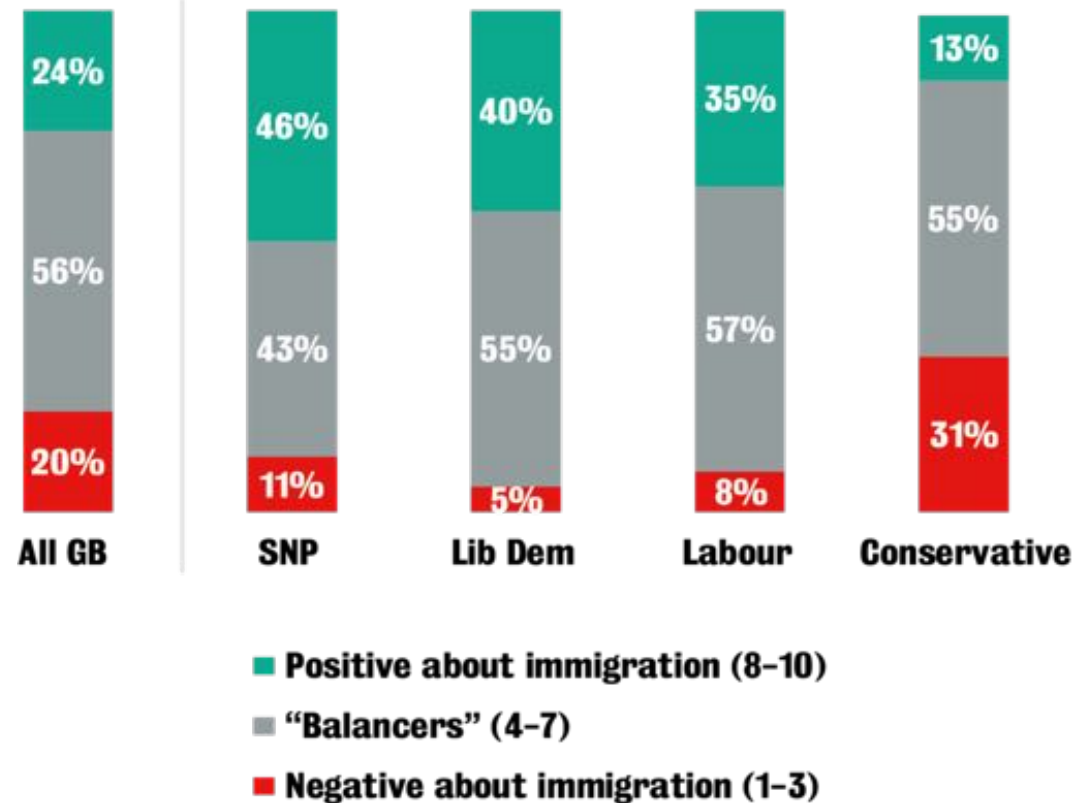
Figure 4:  
Do we talk  
too little or  
too much  
about  
immigration  
?

Source: ICM  
poll for British  
Future, 10-13  
January 2020; n  
=2,305.



On a scale of 1-10, do you feel that immigration has a positive or negative impact on the UK, including your local community? (1 is most negative, 10 is most positive)

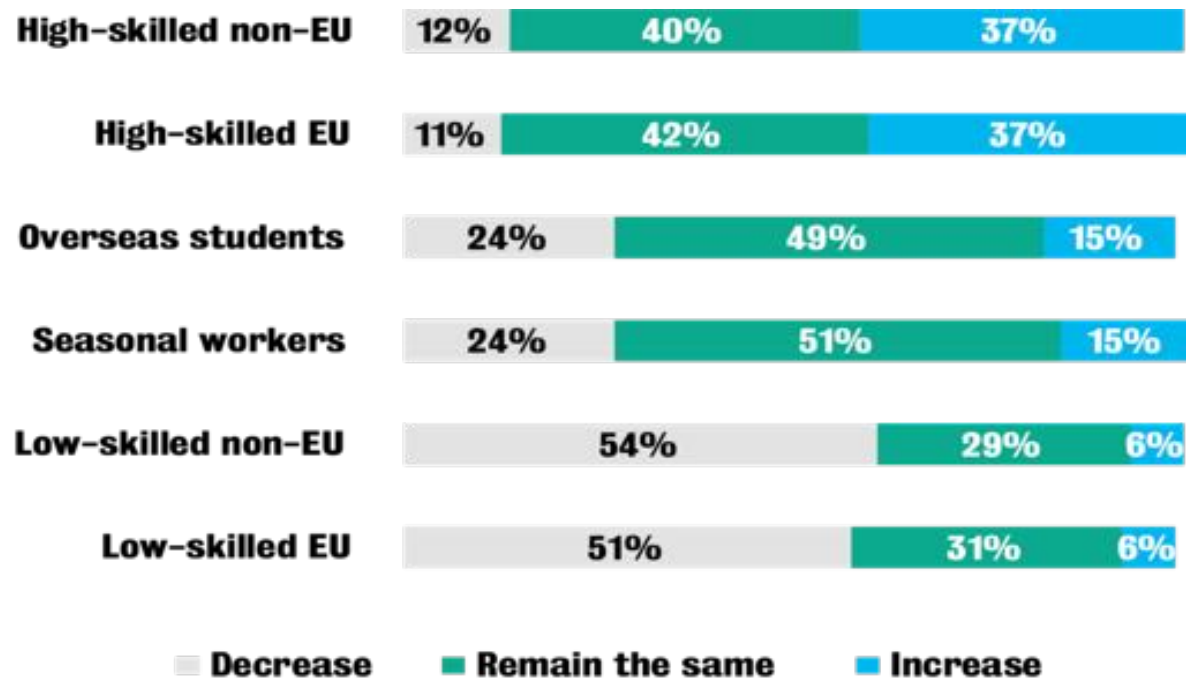
Figure 1:  
Attitudes to immigration segmented by vote in 2019 general election



Source: ICM poll for British Future, 10-13 January 2020; n =2,305. Segmentation by vote in 2019 general election

For each of the following groups, would you prefer the number of people coming to live in the UK to increase, decrease or remain about the same?

Figure 5:  
Public preferences for immigration flows



Source: ICM poll for British Future, 10-13 January 2020; n =2,305.

**For each of the following characteristics please tell us whether you think they should earn a person a high number of points, a medium number of points, a low number of points or no points at all?**

	<b>Net: high/medium points</b>	<b>Net: low/no points</b>
<b>Being high-skilled (e.g. scientist, doctor, engineer, architect)</b>	<b>81%</b>	<b>10%</b>
<b>Having an occupation needed by the NHS (e.g. nurse, dentist, doctor)</b>	<b>81%</b>	<b>11%</b>
<b>Having skills or experience in sectors where there are high levels of vacancies</b>	<b>76%</b>	<b>15%</b>
<b>Being able to speak and write good English</b>	<b>75%</b>	<b>17%</b>
<b>Taking a job in the UK with over £30,000 per year salary</b>	<b>54%</b>	<b>30%</b>

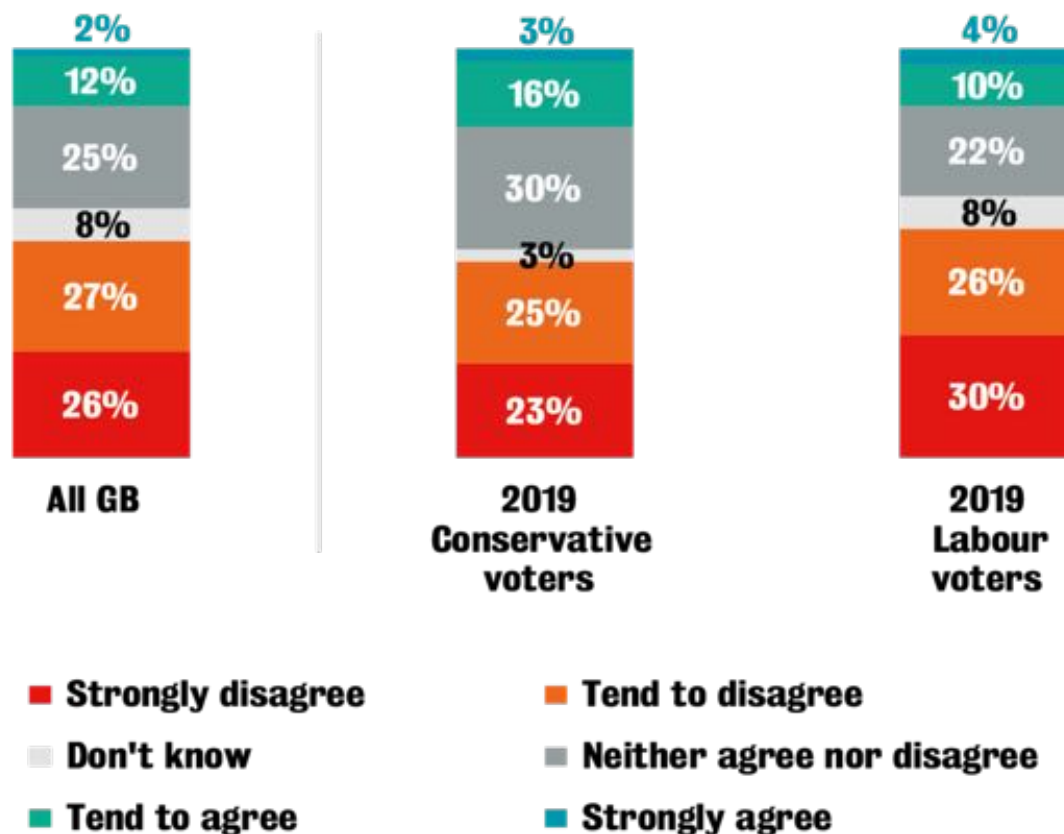
For each of the following characteristics, please tell us whether you think they should earn a person a high number of points, a medium number of points, low number of points of no points at all?

	Net: high/medium points	Net: Low/no points
Taking a UK role as a teacher	58%	28%
Taking a UK role as a care worker	53%	34%
Taking a UK role as an agricultural worker	41%	44%
Taking a UK role as a builder	36%	48%
Taking a UK role in the hospitality sector	32%	53%

To what extent do you agree with the following statement: “On the whole I feel that the government has managed immigration into the UK competently and fairly”

Figure 2:  
Attitude to  
managem  
ent of  
immigra  
tion by  
government

Source: ICM  
poll for British  
Future, 10-13  
January 2020; n  
=2,305.

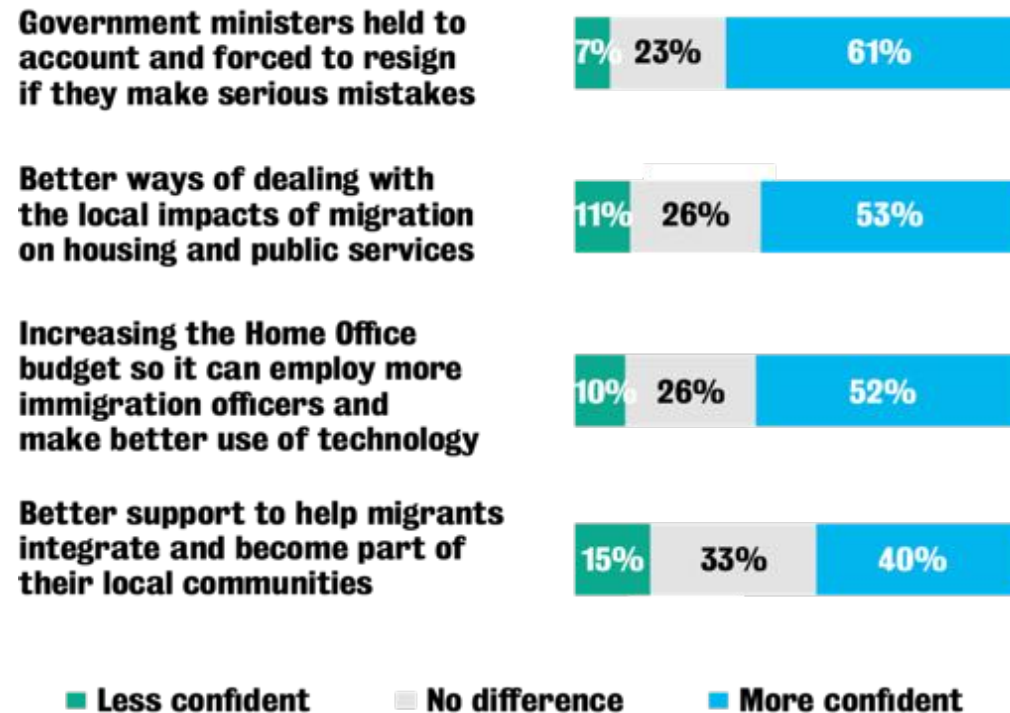




## For each of the following please tell us if it would make you more or less confident in the government's ability to manage immigration into the UK?

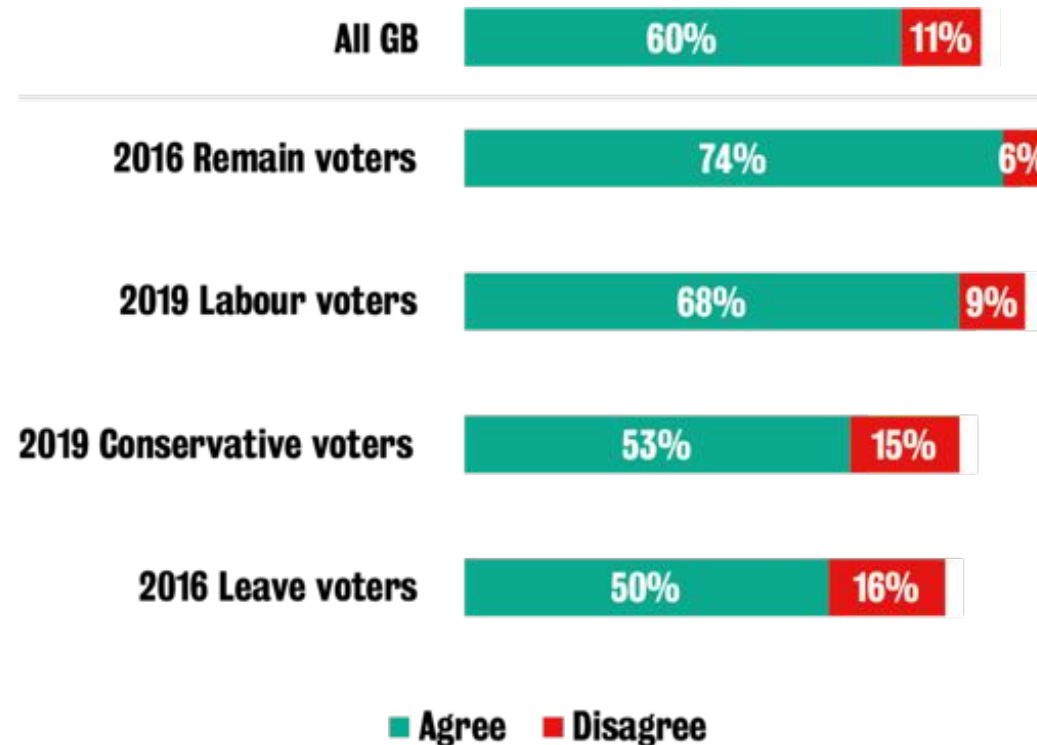
**Figure 8:**  
Factors  
affecting  
confidence in  
government  
management  
of migration

Source: ICM  
poll for British  
Future, 10-13  
January 2020; n  
=2,305.



Do you agree or disagree with the following statement: 'If someone decides to live in Britain long-term, it is a good thing if they have an opportunity to become British by taking citizenship'

**Figure 9:**  
Should long-term migrants have opportunities to become citizens?



Source: ICM poll for British Future, 10-13 January 2020; n =2,305.